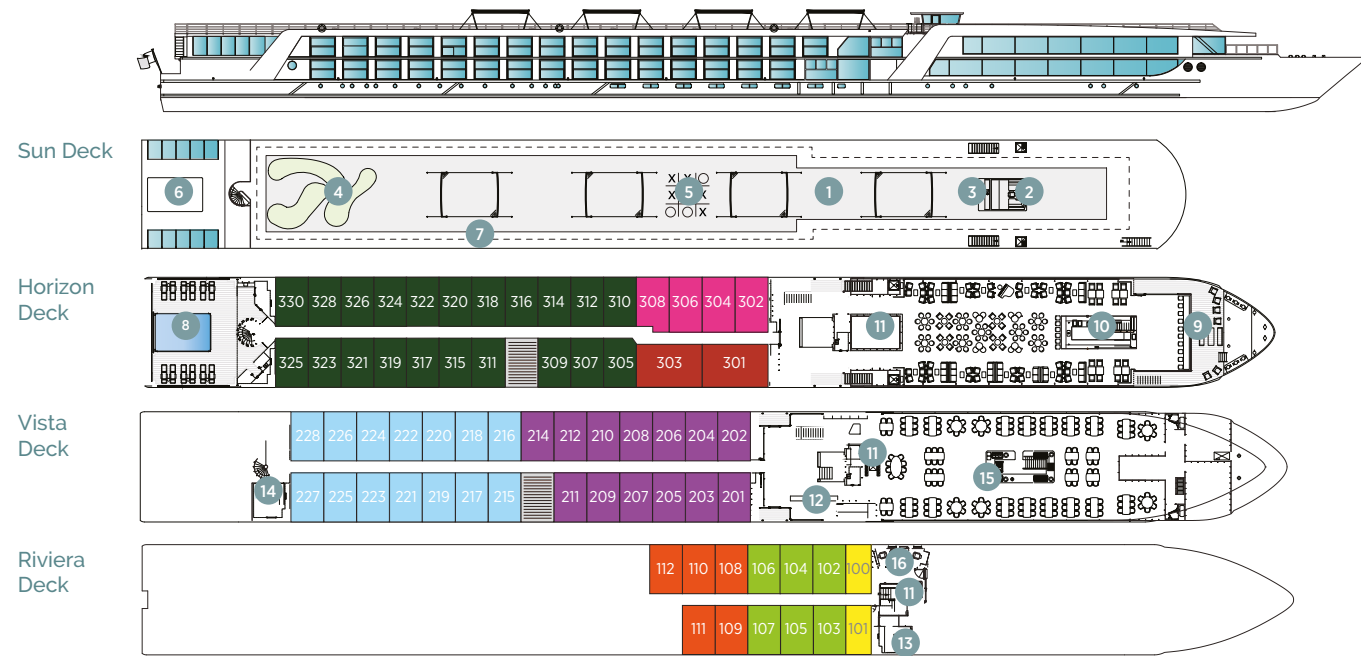


# France deck plans

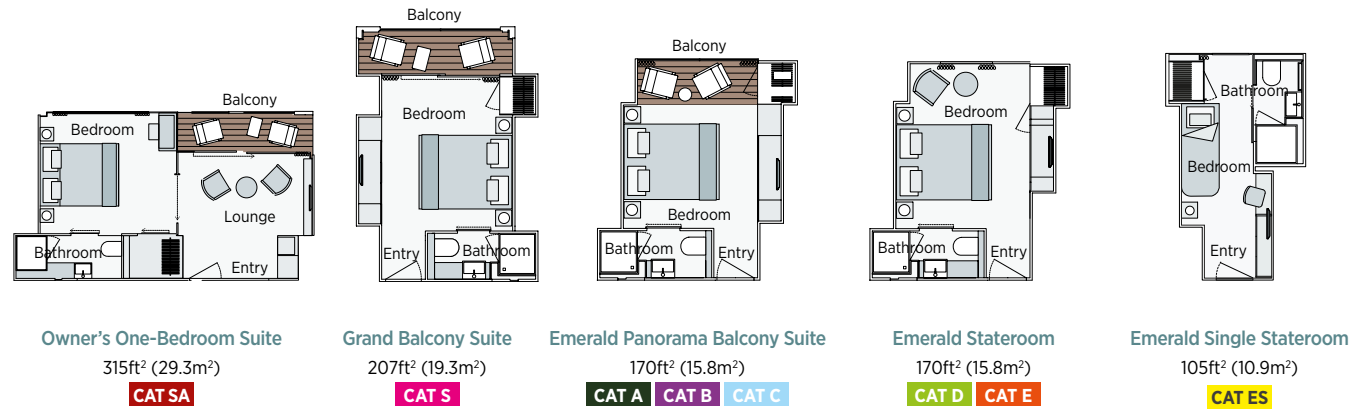
## Emerald Liberté

- Built: 2017
- Length: 361ft (110m)
- Guests: 132
- Cabins: 67
- Crew Members: 53



Cabin Categories		
Horizon Deck		Size ft <sup>2</sup> (m <sup>2</sup> )
CAT SA	Owner's One-Bedroom Suite	315ft <sup>2</sup> (29.3m <sup>2</sup> )
CAT S	Grand Balcony Suite*	207ft <sup>2</sup> (19.3m <sup>2</sup> )
CAT A	Emerald Panorama Balcony Suite	170ft <sup>2</sup> (15.8m <sup>2</sup> )
Vista Deck		Size ft <sup>2</sup> (m <sup>2</sup> )
CAT B	Emerald Panorama Balcony Suite	170ft <sup>2</sup> (15.8m <sup>2</sup> )
CAT C	Emerald Panorama Balcony Suite	170ft <sup>2</sup> (15.8m <sup>2</sup> )
Riviera Deck		Size ft <sup>2</sup> (m <sup>2</sup> )
CAT D	Emerald Stateroom	170ft <sup>2</sup> (15.8m <sup>2</sup> )
CAT E	Emerald Stateroom	170ft <sup>2</sup> (15.8m <sup>2</sup> )
CAT ES	Emerald Single Stateroom	105ft <sup>2</sup> (9.8m <sup>2</sup> )

- 1 Sun Deck with Deck Chairs\*
- 2 Navigation Bridge
- 3 Sky Barbecue
- 4 Golf Putting Green
- 5 Games Area
- 6 Retractable Glass Roof
- 7 Walking Track
- 8 Daytime Pool & Bar/Evening Cinema
- 9 The Terrace
- 10 Horizon Bar & Lounge
- 11 Lift
- 12 Reception
- 13 Wellness Area
- 14 Fitness Area
- 15 Reflections Restaurant
- 16 Hairdresser

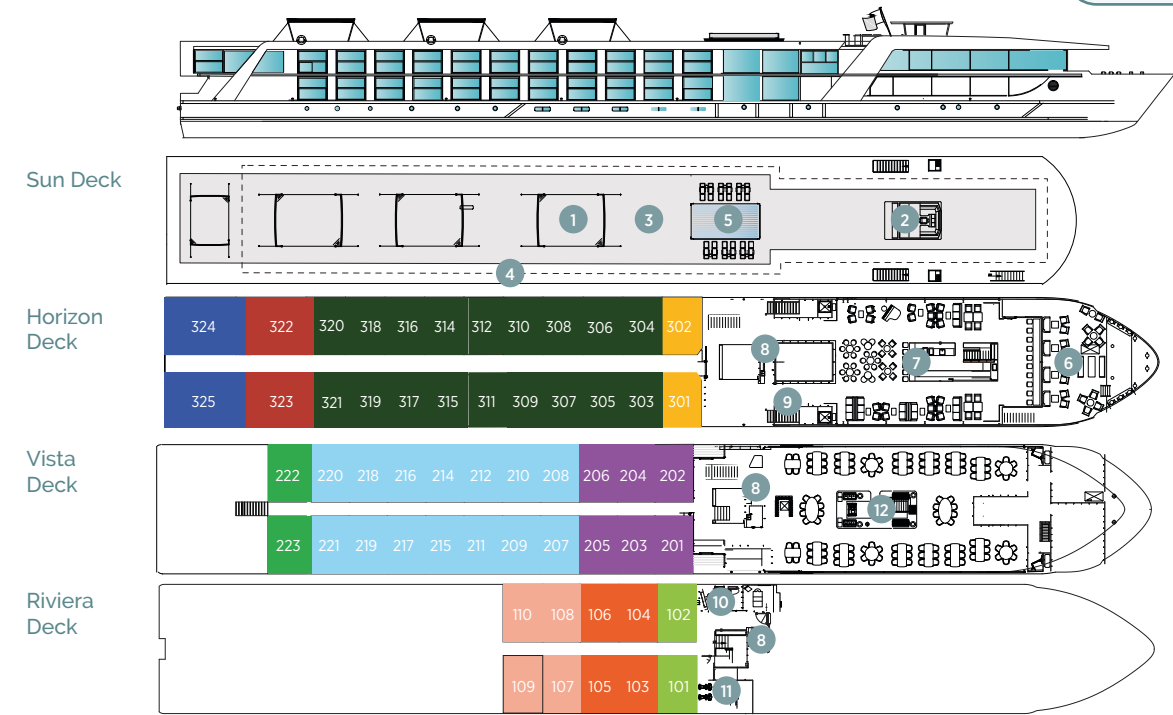


**Important Information:** The cabin and deck plans, sizes and photographs are an indication only and are subject to variation.  
 ^ Due to safety, the Sun Deck will be closed when travelling under low bridges.  
 \* Cabin 308 has a slightly varied layout.

# Portugal deck plans

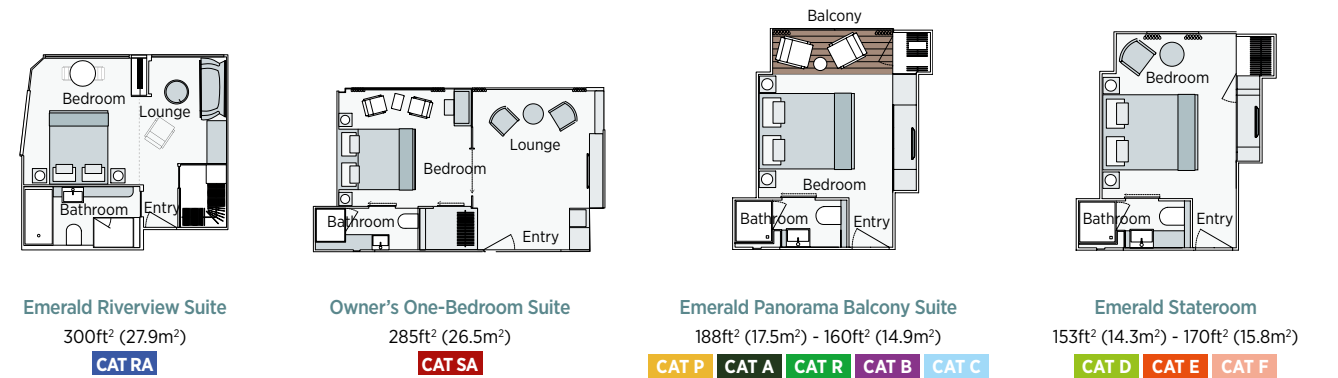
## Emerald Radiance

- Built: 2017
- Length: 292ft (89m)
- Guests: 112
- Cabins: 56
- Crew Members: 37



Cabin Categories		
Horizon Deck		Size ft <sup>2</sup> (m <sup>2</sup> )
CAT RA	Emerald Riverview Suite	300ft <sup>2</sup> (27.9m <sup>2</sup> )
CAT SA	Owner's One-Bedroom Suite	285ft <sup>2</sup> (26.5m <sup>2</sup> )
CAT P	Emerald Panorama Balcony Suite	170ft <sup>2</sup> (15.8m <sup>2</sup> )
CAT A	Emerald Panorama Balcony Suite	160ft <sup>2</sup> (14.9m <sup>2</sup> )
Vista Deck		Size ft <sup>2</sup> (m <sup>2</sup> )
CAT R	Emerald Panorama Balcony Suite	188ft <sup>2</sup> (17.5m <sup>2</sup> )
CAT B	Emerald Panorama Balcony Suite	160ft <sup>2</sup> (14.9m <sup>2</sup> )
CAT C	Emerald Panorama Balcony Suite	160ft <sup>2</sup> (14.9m <sup>2</sup> )
Riviera Deck		Size ft <sup>2</sup> (m <sup>2</sup> )
CAT D	Emerald Stateroom	170ft <sup>2</sup> (15.8m <sup>2</sup> )
CAT E	Emerald Stateroom	160ft <sup>2</sup> (14.9m <sup>2</sup> )
CAT F	Emerald Stateroom	153ft <sup>2</sup> (14.3m <sup>2</sup> )

- 1 Sun Deck with Deck Chairs\*
- 2 Navigation Bridge
- 3 Sky Barbecue
- 4 Walking Track
- 5 Spa-style Serenity Pool
- 6 The Terrace
- 7 Horizon Bar & Lounge
- 8 Lift
- 9 Reception
- 10 Wellness Area/Hairdresser
- 11 Fitness Area
- 12 Reflections Restaurant



**Important Information:** The cabin and deck plans, sizes and photographs are an indication only and are subject to variation.  
 ^ Due to safety, the Sun Deck will be closed when travelling under low bridges.