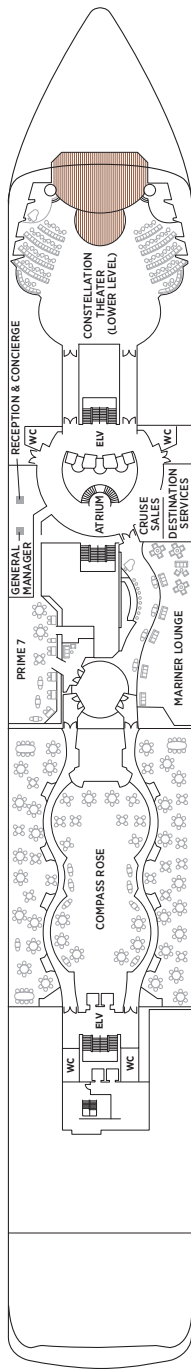
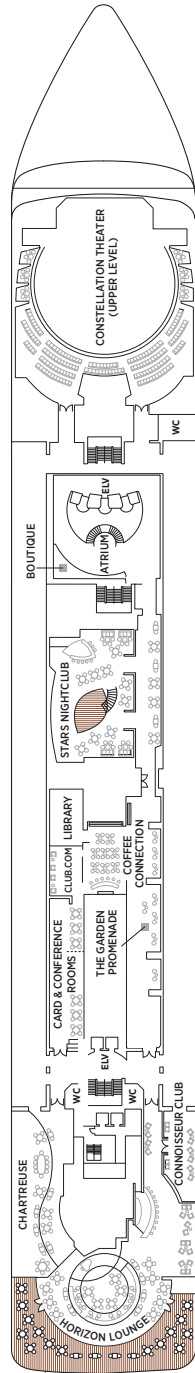


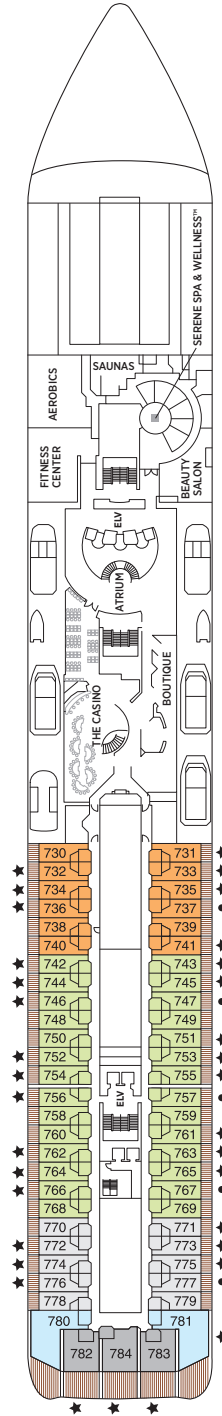
# Seven Seas Mariner® DECK PLANS



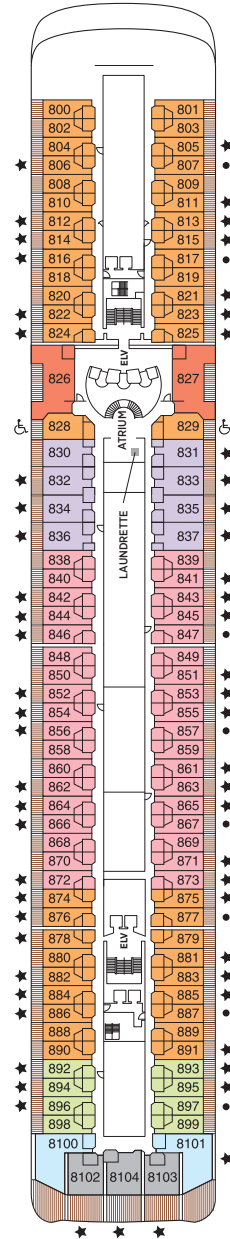
DECK 5



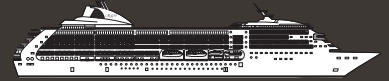
DECK 6



DECK 7

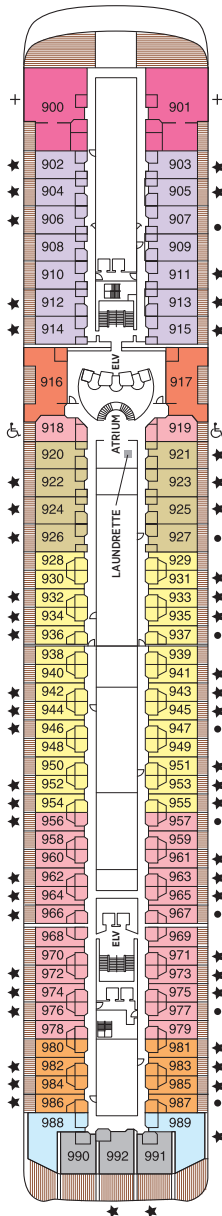


DECK 8

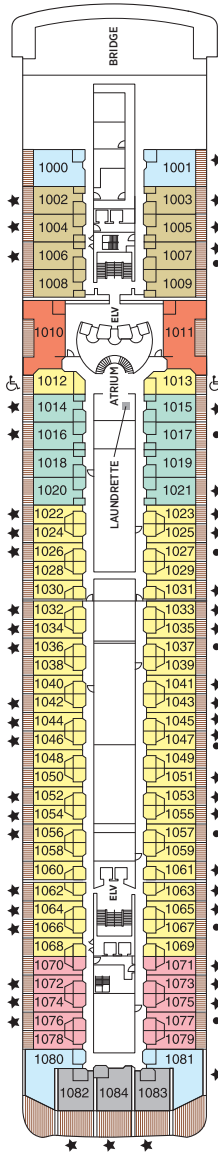


OVERALL LENGTH . . . . . 709 ft.  
 BEAM (WIDTH) . . . . . 93 ft.  
 DRAFT . . . . . 21 ft.  
 SUITES . . . . . 350  
 GUESTS . . . . . 700  
 OFFICERS . . . . . European  
 CREW . . . . . 445 International  
 GUEST DECKS . . . . . 8  
 GROSS TONNAGE . . . . . 48,075  
 CRUISING SPEED . . . . . 20 Knots  
 SHIP'S REGISTRY . . . . . Bahamas

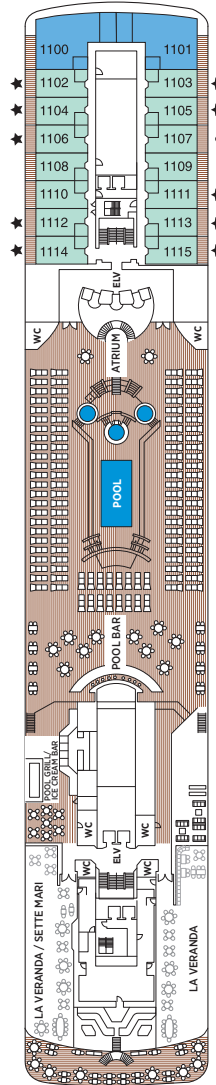
- |  |   |
|--|---|
| <span style="display:inline-block; width:15px; height:15px; background-color:#e91e63;"></span> MS MASTER SUITE       | <span style="display:inline-block; width:15px; height:15px; background-color:#9c27b0;"></span> C PENTHOUSE SUITE      |
| <span style="display:inline-block; width:15px; height:15px; background-color:#00bcd4;"></span> GS GRAND SUITE        | <span style="display:inline-block; width:15px; height:15px; background-color:#fff176;"></span> D CONCIERGE SUITE      |
| <span style="display:inline-block; width:15px; height:15px; background-color:#ff9800;"></span> MN MARINER SUITE      | <span style="display:inline-block; width:15px; height:15px; background-color:#f06292;"></span> E CONCIERGE SUITE      |
| <span style="display:inline-block; width:15px; height:15px; background-color:#add8e6;"></span> SS SEVEN SEAS SUITE   | <span style="display:inline-block; width:15px; height:15px; background-color:#ff9800;"></span> F DELUXE VERANDA SUITE |
| <span style="display:inline-block; width:15px; height:15px; background-color:#a9a9a9;"></span> HS HORIZON VIEW SUITE | <span style="display:inline-block; width:15px; height:15px; background-color:#c8e6c9;"></span> G DELUXE VERANDA SUITE |
| <span style="display:inline-block; width:15px; height:15px; background-color:#4db6ac;"></span> A PENTHOUSE SUITE     | <span style="display:inline-block; width:15px; height:15px; background-color:#e0e0e0;"></span> H DELUXE VERANDA SUITE |
| <span style="display:inline-block; width:15px; height:15px; background-color:#c0c040;"></span> B PENTHOUSE SUITE     |   |



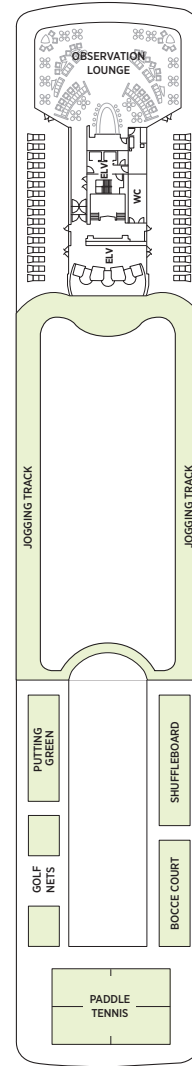
DECK 9



DECK 10



DECK 11



DECK 12

- + 2-bedroom suite accommodates up to 6 guests
- Convertible sofa bed
- ♿ Wheelchair accessible suites 828, 829, 918, 919, 1012 and 1013 have shower stall instead of bathtub
- ★ Bathroom features a glass-enclosed shower instead of bathtub

Up to one rollaway bed can be added to most suites, please inquire at time of booking.